

# Puzzle – articulation

L'image et les pièces (grille avec images) sont à imprimer en recto-verso. **Attention**, le recto-verso doit se faire sur le bord court sinon l'image et le puzzle seront à l'envers.

 Je n'ai pas apposé le nom de ma page sur les puzzles afin de ne pas gâcher le dessin. Je vous demande donc de **respecter mon travail** en ne le **vendant pas** ou en vous l'appropriant (principes de base mais j'aime toujours le rappeler !!). Une publication a déjà été rédigée à ce sujet et a même été épinglée sur ma page : emilles idées de logopède → n'hésitez pas à aller y jeter un oeil si cela n'est pas clair 😊

Je mets tout ceci à votre disposition avec grand plaisir donc veuillez respecter mon travail en **mentionnant bien la source** si vous souhaitez le **partager** à une tierce personne, à un.e collègue ou que sais-je . . . 😊

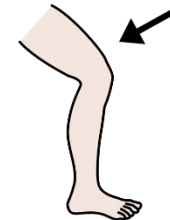
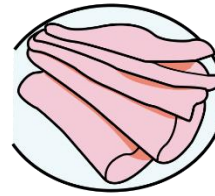
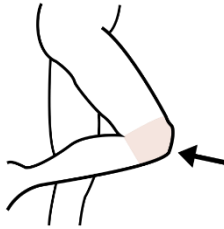

D'avance : Bon amusement !

**Facebook** : emilles idées de logopède











Sources des images : <https://arasaac.org/pictograms/search> ; <https://fr.freepik.com/>

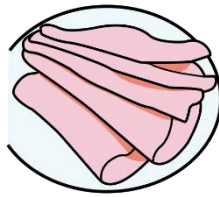
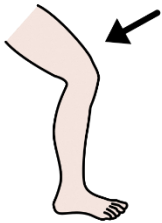

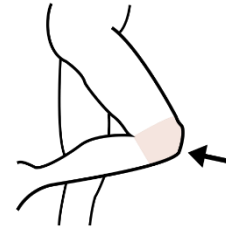


*/3/ position initiale*


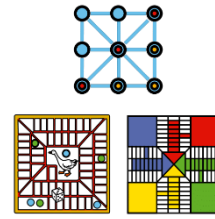




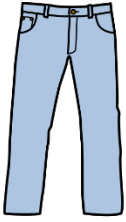











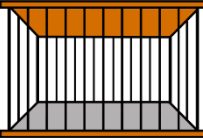








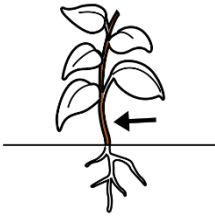

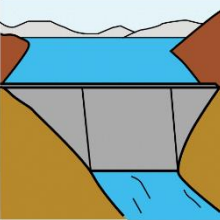
				
				
				
				



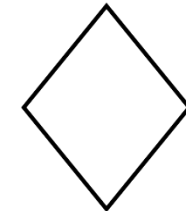
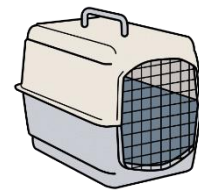

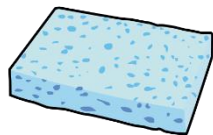



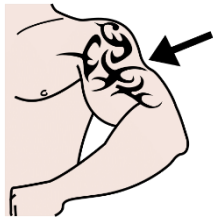


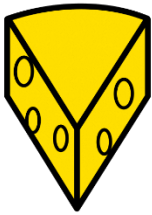



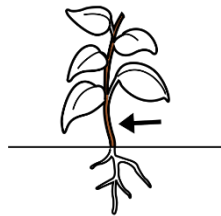
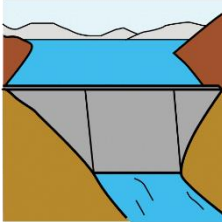

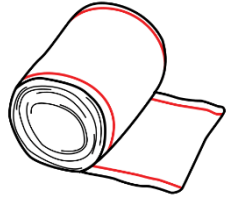
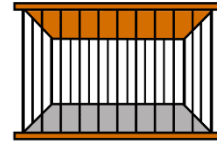
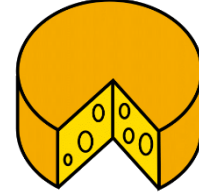
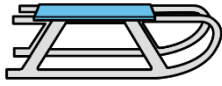


*/3/ position finale*

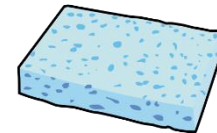

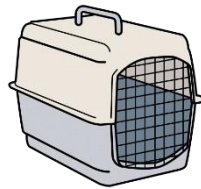

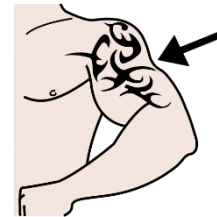
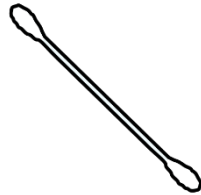

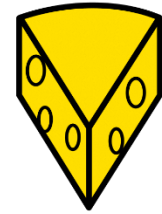












*13/ position médiane*



 An illustration of a green zucchini and several yellow coins of various denominations.	 An illustration of a 50 Euro banknote, a 5 Euro banknote, and several 1 Euro and 10 Euro coins.	 An illustration of a lit candle in a glass holder.	 An illustration of a hand with a black arrow pointing down to the index finger.
 An illustration of a black spotlight with a yellow beam.	 An illustration of a blue long-sleeved sweater with yellow polka dots and blue pants.	 An illustration of a person swimming in a pool, viewed from above.	 An illustration of a brown wooden chest with drawers.
 An illustration of several cashew nuts.	 An illustration of a person swimming in a pool, viewed from the side.	 An illustration of a nurse in blue scrubs standing next to a red medical cart.	 An illustration of a blue-clad ninja holding a sword.
 An illustration of a black-clad ninja holding a sword.	 An illustration of various art supplies including a palette, scissors, a magnifying glass, a ruler, and markers.	 An illustration of a fish with a black arrow pointing to its dorsal fin.	 An illustration of a brown stone castle tower.










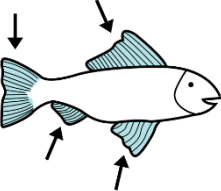

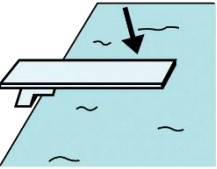




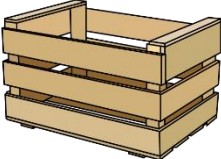
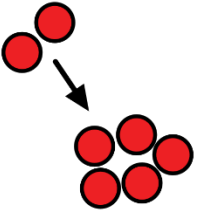



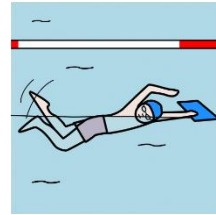



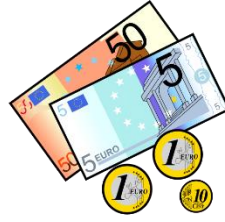

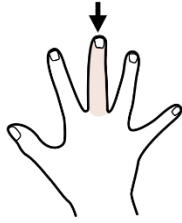

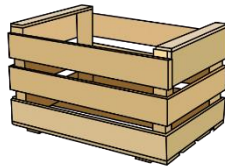
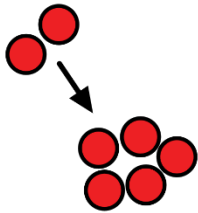

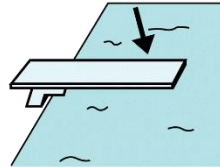
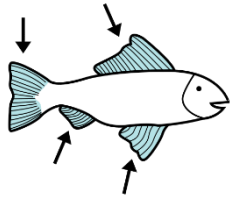



			
			
			
			

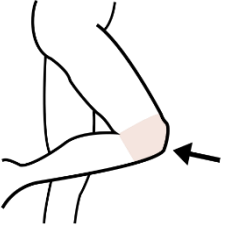










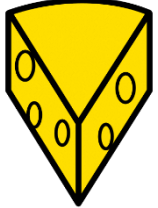




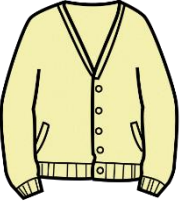

Planche 1





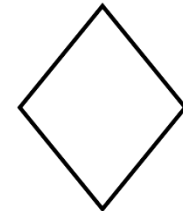



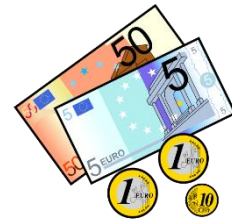
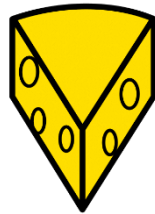





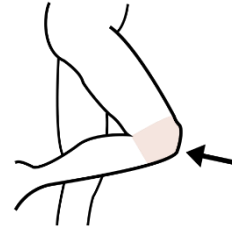

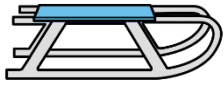
*/3/ trois positions*

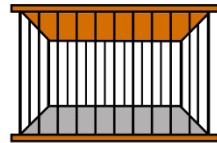



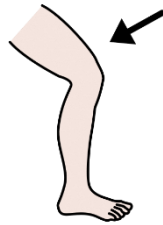
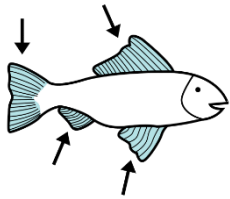












*Puzzle articulation du phonème /j/*

*Thème : Disney*